



SOLEOTECH

The source for renewable energy

26 rue des Rigoles

75020 Paris - FRANCE

Tel: +33 (0)6 83 64 62 78


Email: soleotech@soleotech.fr



Show-15A Wind Turbine



Feel Quality, Feel Reliability.

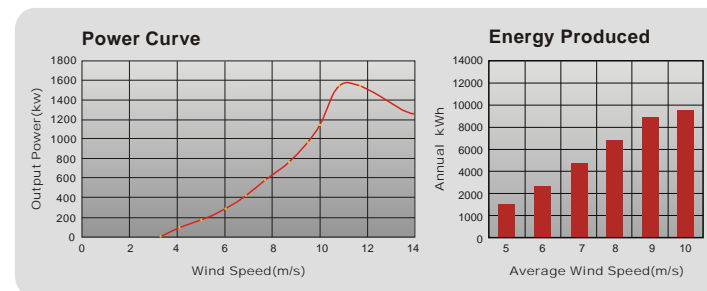


Model	Show-15A
Rated Capacity	1.55 kw
Estimated annual Energy Production	3000-3500 kWh at 6 m/s (Real testing data instead of simulated/calculated data)
Start-up Wind Speed	2.4 m/s
Rated Wind Speed	10.5 m/s
Survival Wind Speed:	50 m/s
Generator	Direct drive permanent magnet (NdFeB) generator
Weight	75 kgs ^②
Rotor Diameter	3.20 m
Number of blades	5
Blade Material	Fiberglass reinforced composite
Rotor Orientation Type	Upwind
Direction of Rotation	Clockwise looking upwind
Rated Rotation Speed	450 RPM
Yaw Control	Passive
Protection System in High Wind Speed	Dump load, passive yawing and blade stall
Grid Tie Type	Programmable transformerless 220/240 VAC 50-60 HZ

The Show-15A is a 1.55kw small wind turbine specially designed for grid tie application especially suitable for domestic properties, farms and small businesses. Show-15A is developed aiming at the high quality/reliability product with affordable price.

Features:

- ▶ Very short payback period due to its high output and competitive price
- ▶ Specially designed for grid tie application
- ▶ Multi-points programmable grid tie controlling methods for wind application
- ▶ High response speed for wind speed and direction changes
- ▶ Multi-protection methods in high wind speed environment for extremely high reliability and safety
- ▶ High voltage, low current technical route for much higher efficiency
- ▶ Optimized aerodynamic performance for the low wind speed between 5m/s and 8m/s
- ▶ Direct drive, gearless, low RPM permanent magnet generator
- ▶ Aluminum body with anti-corrosion treatment for working in extremely wet and salty harsh environment
- ▶ No regular maintenance needed




26 rue des Rigoles
75020 Paris - FRANCE
Tel: +33 (0)6 83 64 62 78
Email: soleotech@soleotech.fr

① Currently only available for distributors or recognized volume order.
② Small changes may be done in the production units.

Gin-10A Wind Turbine



Feel Quality, Feel Reliability.



Model	Gin-10A
Rated Capacity	10 kw
Start-up Wind Speed	2.5 m/s
Rated Wind Speed	9 m/s
Survival Wind Speed:	50 m/s
Generator	Direct drive permanent magnet (NdFeB) generator
Weight	1000 kg ^②
Rotor Diameter	9.5 m
Number of blades	3
Blade Material	Fiberglass reinforced composite
Rotor Orientation Type	Downwind
Direction of Rotation	Clockwise looking upwind
Rated Rotation Speed	120 RPM
Protection System in High Wind Speed	Pitching and mechanical break
Grid Tie Type	Programmable 220/240 VAC 50-60HZ

The Gin-10A is a 10kw small wind turbine specially designed for grid tie application especially suitable for domestic properties, farms and small businesses. Gin-10A is developed aiming at the high quality/reliability product with affordable price.

Features:

- ▶ Advanced pitch control
- ▶ Hydraulic disk brake
- ▶ Specially designed for grid tie application
- ▶ Multi-points programmable grid tie controlling methods for wind application
- ▶ High response speed for wind speed and direction changes
- ▶ Multi-protection methods in high wind speed environment for extremely high reliability and safety
- ▶ High voltage, low current technical route for much higher efficiency
- ▶ Optimized aerodynamic performance for the low wind speed between 5m/s and 8m/s
- ▶ Direct drive, gearless, low RPM permanent magnet generator
- ▶ Ultra low rated RPM
- ▶ Very short payback period due to its high output and competitive price



26 rue des Rigoles
75020 Paris - FRANCE
Tel: +33 (0)6 83 64 62 78
Email: soleotech@soleotech.fr

^① Currently only available for distributors or recognized volume order.

^② Small changes may be done in the production units.

